

# NextBacklinks

AI Article Generation Platform

## AI Prompt Library

*35 Dynamic Prompts for Article Generation*

Every prompt works for any niche — Tech, Health, Lifestyle, Finance, Education, Food, E-Commerce, Real Estate, Law, Travel, Beauty, and more. Simply fill in the [PLACEHOLDERS] with your details.

**35**

Ready-to-Use Prompts

**7**

Content Categories

**Any**

Niche — No Restrictions

# How to Use This Prompt Library

---

## 01 Choose Any Prompt

Browse all 35 prompts across 7 categories. Every prompt is designed to work for any niche. Choose based on the type of article you need — a how-to guide, a listicle, a review, a statistics post, and so on.

## 02 Fill in the Placeholders

Each prompt contains [PLACEHOLDERS] in square brackets. Replace every placeholder with your specific details: your topic, your keyword, your target audience, your product name, or your location. The more specific you are, the better the AI output.

## 03 Use the Prompt in NextBacklinks — Article Sets

Follow these exact steps inside your NextBacklinks dashboard:

- ① In the left sidebar, click Article Sets.
- ② You will see a list of all Article Sets you have created so far. Each one shows three action buttons: Add New Article, Edit Article Set, and Delete Article Set.
- ③ If you have no Article Sets yet, click the Create New Article Set button in the top-right corner to create one first.
- ④ On your chosen Article Set, click the Add New Article button.
- ⑤ A set of options will appear. Select Harvest AI Article.
- ⑥ **Fill in the fields that appear:**
  - Integration — select your AI integration from the dropdown (e.g. OpenAI or DeepSeek)
  - Model — select the AI model from the dropdown
  - Add New Integration — use this button if you have not connected an API key yet
  - Quantity — enter the number of articles to generate (e.g. 1 or 2)
  - Article Topic — enter the topic or title for your article
  - Language — select your preferred output language
  - Additional Instructions (Optional) — **THIS is where you paste your chosen prompt from this library.**
- ⑦ **Click Start Harvest — the AI will now generate your article using the prompt you entered.**

## 04 Review and Personalise

Read through the generated article. Add your own internal links, adjust sections to match your brand voice, and personalise the introduction. For health, finance, or legal topics, always add a professional disclaimer.

## 05 Publish and Build Links

Publish the article as part of your link-building campaign — as a guest post, blog article, or campaign content. Mix different prompt types to build a natural, diverse content portfolio that earns the strongest backlinks.

### ✔ Quick Reminders Before You Start

- Replace every [PLACEHOLDER] — leaving brackets in will reduce the quality of AI output significantly.
- You can use the same prompt multiple times for different topics, keywords, or angles.
- For health, finance, or legal content, always add a professional disclaimer before publishing.
- Mix different prompt types — combine pillar guides, listicles, and FAQ posts for the strongest SEO impact.
- After generation, always personalise the intro and add your own internal links before publishing.



## PROMPT 1 | Ultimate Pillar Guide

## COPY &amp; PASTE THIS PROMPT:

Write a comprehensive, authoritative guide titled "The Complete Guide to [YOUR TOPIC] in [YEAR]" for [YOUR TARGET AUDIENCE]. Structure it with: (1) an engaging intro explaining why [YOUR TOPIC] matters today, (2) a clear definition and background, (3) five to seven detailed sections covering every major aspect, (4) a Common Mistakes section, (5) an Expert Tips section, (6) a ten-question FAQ, and (7) a conclusion with actionable next steps. Use H2 and H3 subheadings throughout. Tone: expert yet approachable. Target word count: 2,500 words. Target SEO keyword: [YOUR MAIN KEYWORD].

**Pro Tip:** Pillar guides are your strongest link-building asset. Other bloggers reference them as the go-to resource on a topic, generating backlinks passively long after publishing.

## PROMPT 2 | Beginner's Introduction Article

## COPY &amp; PASTE THIS PROMPT:

Write a friendly, jargon-free 1,200-word introduction to [YOUR TOPIC] for complete beginners. Include: a relatable opening hook, a simple explanation using one everyday analogy, the top five benefits or reasons [YOUR AUDIENCE] should care, a getting-started section with three easy first steps, and a motivating conclusion. If a technical term must be used, define it immediately in plain English. Tone: warm, encouraging, and clear. Target SEO keyword: what is [YOUR TOPIC] for beginners.

**Pro Tip:** Beginner articles capture the highest search volumes in any niche — most searchers are new to a topic. They also generate strong time-on-page signals that boost SEO rankings.

## PROMPT 3 | Step-by-Step How-To Tutorial

## COPY &amp; PASTE THIS PROMPT:


Write a detailed step-by-step tutorial explaining how to [SPECIFIC TASK RELATED TO YOUR TOPIC] for [YOUR TARGET AUDIENCE]. Include: a short intro explaining what the reader will achieve and how long it takes, a what-you-will-need checklist, at least eight numbered steps with clear instructions, a Common Problems and Fixes troubleshooting section, and a conclusion with the next logical thing to learn. Suggest image placements by writing [IMAGE: description] in the text. Target word count: 1,400 words. Target SEO keyword: how to [TASK].

**Pro Tip:** How-to tutorials are the most searched content format on Google across every niche. Numbered steps also make your article eligible for Google rich result features, increasing click-through rate.

## PROMPT 4 | Definition &amp; Explainer Post

## COPY &amp; PASTE THIS PROMPT:


Write an authoritative 900-word explainer answering the question [WHAT IS / HOW DOES] [YOUR TOPIC] [WORK]? for [YOUR TARGET AUDIENCE]. Structure it as: a one-paragraph direct answer at the top formatted as a Google featured snippet, an expanded explanation with a real-world example, a step-by-step breakdown of how it works, a why it matters section, and a five-question FAQ at the bottom. Tone: clear, confident, educational. Target SEO keyword: what is [YOUR TOPIC] or how does [YOUR TOPIC] work.

 **Pro Tip:** *Explainer posts are optimised to win Google featured snippets — position zero above all other results — which can triple your click-through rate from search.*

## PROMPT 5 | Pros and Cons Analysis


### **COPY & PASTE THIS PROMPT:**

Write a balanced and honest 1,200-word article exploring the pros and cons of [YOUR TOPIC or APPROACH or PRODUCT TYPE]. Include: a brief intro setting context, an Advantages section with five to seven clearly explained benefits each with its own subheading, a Disadvantages section with four to six honest drawbacks each with its own subheading, a section on Who this is best for and Who should avoid it, and a conclusion with a clear verdict. Tone: objective, helpful, trustworthy. Target SEO keyword: pros and cons of [YOUR TOPIC].

 **Pro Tip:** *Pros and cons articles rank well for decision-stage searches when readers are close to taking action. They attract strong backlinks from review aggregators and niche resource pages.*


**PROMPT 6 | Top N Resources / Tips / Strategies****COPY & PASTE THIS PROMPT:**

Write a well-structured listicle titled [NUMBER] Best [RESOURCES or TOOLS or TIPS or STRATEGIES] for [YOUR TOPIC] in [YEAR] aimed at [YOUR TARGET AUDIENCE]. For each item include: a bold item name, a two to three sentence description, the top three benefits or features, who it is best suited for, and a one-sentence verdict. Add an engaging intro and a conclusion recommending where to start. Tone: helpful, authoritative, and practical. Target word count: 1,800 words. Target SEO keyword: best [ITEM TYPE] for [YOUR TOPIC].

 **Pro Tip:** *Listicles attract the most backlinks of any format because bloggers reference them when citing top resources on a topic. Update the year in the title annually to stay fresh.*


**PROMPT 7 | A vs B Comparison Article****COPY & PASTE THIS PROMPT:**

Write a detailed 1,500-word comparison article titled [OPTION A] vs [OPTION B]: Which Is Better for [USE CASE or AUDIENCE]? Include: a brief overview of each option, a side-by-side comparison table covering five to seven criteria, a When to choose [Option A] section, a When to choose [Option B] section, a pricing comparison if relevant, pros and cons of each, and a final recommendation for different reader types. Tone: balanced, informative, genuinely helpful. Target SEO keyword: [OPTION A] vs [OPTION B].

 **Pro Tip:** *Comparison articles capture high-intent traffic from people ready to make a decision. They are among the top content types for earning links from review sites in any niche.*

**PROMPT 8 | Alternatives Article****COPY & PASTE THIS PROMPT:**


Write a helpful 1,400-word article titled The [NUMBER] Best Alternatives to [YOUR TOPIC or PRODUCT or APPROACH] in [YEAR]. For each alternative include: a two-sentence overview, top three advantages over the original, its main limitation, and who it is best for. Add an intro explaining why someone seeks an alternative and a comparison summary table at the end. Tone: objective and reader-first. Target SEO keyword: [YOUR TOPIC] alternatives or alternatives to [YOUR TOPIC].

 **Pro Tip:** *Alternative articles attract readers at a decision crossroads — some of the highest-converting visitors in any niche. They also earn links naturally from communities and review platforms.*

**PROMPT 9 | Myth-Busting Article****COPY & PASTE THIS PROMPT:**

Write an engaging 1,200-word myth-busting article titled [NUMBER] Common Myths About [YOUR TOPIC] – Debunked. For each myth: state it clearly as a misconception,


explain why it persists, debunk it with evidence-based reasoning and a concrete example, then add a one-sentence The Truth: takeaway. Add a strong intro hook and a conclusion on why these truths matter. Tone: confident, authoritative, and surprising. Target SEO keyword: [YOUR TOPIC] myths or myths about [YOUR TOPIC].

 **Pro Tip:** *Myth-busting posts are among the most shared content in any niche because they surprise and educate simultaneously. High shareability leads to organic backlinks from blogs and communities.*

## PROMPT 10 | Ranked Tier List Article

### **COPY & PASTE THIS PROMPT:**

Write an opinionated, well-reasoned 1,400-word tier-list article ranking [YOUR TOPIC ITEMS or OPTIONS or STRATEGIES] from best to least recommended for [YOUR TARGET AUDIENCE]. Organise into three to four tiers such as Highly Recommended, Solid Choice, Situational, and Avoid. For each tier explain the reasoning with specific examples. Add an intro on the criteria used for ranking and a conclusion on where to start. Tone: bold, expert, entertaining. Target SEO keyword: [YOUR TOPIC] ranked or best [YOUR TOPIC] options.

 **Pro Tip:** *Tier list posts generate high engagement and discussion in comments and social media. They get referenced frequently in forums and niche communities across every industry.*



Data-driven posts that earn the most editorial backlinks — for any topic with verifiable facts

#### PROMPT 11 | Statistics & Data Roundup

##### COPY & PASTE THIS PROMPT:

Write a data-driven 1,600-word article titled [NUMBER] Key [YOUR TOPIC] Statistics Every [YOUR AUDIENCE] Should Know in [YEAR]. Group statistics into five themed sections with H2 subheadings. For each statistic: present the data in bold, explain its source or context, interpret what it means for the reader, and give a practical takeaway. Conclude with a summary of the three most important trends the data reveals. Tone: authoritative, analytical. Target SEO keyword: [YOUR TOPIC] statistics [YEAR].



**Pro Tip:** Statistics roundups are the most-linked content type on the internet. Journalists and bloggers link to data articles constantly when writing their own content — a perpetual link-building goldmine.

#### PROMPT 12 | Case Study Article

##### COPY & PASTE THIS PROMPT:

Write a compelling 1,400-word case study titled How [PERSON or BRAND TYPE or SCENARIO] Achieved [IMPRESSIVE RESULT] With [YOUR TOPIC or METHOD]. Structure it as: background and context, the challenge faced, the step-by-step approach taken, measurable results using specific numbers wherever possible, three key lessons any reader can apply, and a conclusion on how to replicate this success. Tone: narrative-driven, analytical, inspiring. Target SEO keyword: [YOUR TOPIC] case study.



**Pro Tip:** Case studies are the highest-converting content type in any niche because they prove results rather than just claim them. They attract strong backlinks from industry publications.

#### PROMPT 13 | Research Summary Article

##### COPY & PASTE THIS PROMPT:

Write a clear and engaging 1,100-word article breaking down current expert consensus or research findings on [YOUR TOPIC]. Include: a plain-English summary of what the evidence shows, why this topic was studied and why it matters, the five most important findings explained for a non-expert, what these findings mean practically for [YOUR TARGET AUDIENCE], and what remains unknown or debated. Tone: accessible, accurate, intellectually honest. Target SEO keyword: [YOUR TOPIC] research or [YOUR TOPIC] findings.




**Pro Tip:** Research summary articles establish strong E-E-A-T expertise signals which Google prioritises for ranking. They also attract links from academic blogs and professional associations.

#### PROMPT 14 | Industry Trends Article

##### COPY & PASTE THIS PROMPT:

Write a forward-looking 1,500-word article titled The Biggest [YOUR TOPIC] Trends


Shaping [YEAR] and Beyond for [YOUR TARGET AUDIENCE]. Cover five to seven significant trends. For each trend: give it a memorable name, explain what is driving it, describe how it is already playing out with an example, and outline what it means practically for your audience. Include an intro on the current landscape and a conclusion with a three-step action plan. Tone: insightful, authoritative, optimistic. Target SEO keyword: [YOUR TOPIC] trends [YEAR].

 **Pro Tip:** Trend articles are consistently shared by industry newsletters and LinkedIn communities — generating high-quality editorial backlinks from authoritative domains in any niche.

## PROMPT 15 | Cost & Pricing Breakdown

### **COPY & PASTE THIS PROMPT:**


Write a transparent, consumer-friendly 1,200-word article breaking down the full cost of [YOUR TOPIC or PRODUCT or SERVICE]. Include: typical price ranges from budget to premium with explanations, factors that affect the final price, hidden costs most people overlook, a cost comparison between common alternatives, money-saving tips, and a summary comparison table of price ranges. Tone: honest, practical, reader-first. Target SEO keyword: how much does [YOUR TOPIC] cost or [YOUR TOPIC] pricing.

 **Pro Tip:** Cost breakdown articles rank at the top for commercial intent searches in every niche and attract links from consumer advice sites, forums, and price comparison platforms.

## PROMPT 16 | Problem-Solution Article

## COPY &amp; PASTE THIS PROMPT:


Write a practical and empathetic 1,300-word article addressing the problem [SPECIFIC PROBLEM YOUR AUDIENCE FACES RELATED TO YOUR TOPIC]. Structure it as: an opening that validates the reader's frustration and shows you understand the problem deeply, an explanation of why this problem is so common and what causes it, five concrete solutions in order from easiest to most advanced, a recommendation on which solution to try first, and a motivating conclusion. Tone: understanding, practical, solution-first. Target SEO keyword: how to fix or solve or deal with [PROBLEM].

 **Pro Tip:** Problem-solution articles directly match search intent — people searching for solutions are highly engaged readers who stay on your page longer, boosting your SEO ranking signals.

## PROMPT 17 | Beginner Mistakes to Avoid

## COPY &amp; PASTE THIS PROMPT:


Write a helpful and honest 1,200-word article titled [NUMBER] Mistakes Beginners Make With [YOUR TOPIC] and How to Fix Them. For each mistake: name it clearly with a subheading, explain why beginners fall into this trap, describe the negative consequences, and give a specific actionable fix. Use a friendly non-judgmental tone. Include a short intro on why avoiding these mistakes saves time and money, and a conclusion with encouragement. Target SEO keyword: [YOUR TOPIC] mistakes for beginners.

 **Pro Tip:** Mistake articles are highly relatable and generate strong social shares because readers recognise themselves. They naturally attract links from tutorial sites and community pages.

## PROMPT 18 | Frequently Asked Questions Post

## COPY &amp; PASTE THIS PROMPT:


Write a comprehensive FAQ article answering the twelve most common questions people have about [YOUR TOPIC]. Format each as Q: [question] followed by a 120 to 200 word clear, conversational answer. Group into three thematic sections with H2 subheadings. Ensure the very first answer is structured as a direct two to three sentence response suitable for a Google featured snippet. Add a brief intro and conclusion. Tone: helpful, authoritative, conversational. Target word count: 2,000 words. Target SEO keyword: [YOUR TOPIC] FAQ.

 **Pro Tip:** FAQ posts capture Google People Also Ask boxes and featured snippets, giving you multiple high-visibility placements in search results from a single article.

## PROMPT 19 | Checklist &amp; Action Plan Article

## COPY &amp; PASTE THIS PROMPT:


Write a practical 1,100-word checklist article titled The Complete [YOUR TOPIC] Checklist for [YOUR TARGET AUDIENCE]. Organise into four to five logical phases. For each checklist item: write a clear action statement and add two to three sentences explaining why it matters and how to do it. Include a concise printable summary checklist at the end without the explanations. Tone: direct, motivating, easy to scan. Target SEO keyword: [YOUR TOPIC] checklist.

 **Pro Tip:** Checklist articles are among the most bookmarked content types in any niche. Readers return to them repeatedly, increasing return visit rates — a strong positive SEO signal.

## PROMPT 20 | Personal Experience & Journey Article


### **COPY & PASTE THIS PROMPT:**

Write a personal, engaging 1,100-word first-person article about [YOUR EXPERIENCE or JOURNEY or TRANSFORMATION RELATED TO YOUR TOPIC]. Structure it as: a compelling opening scene, background on where you started and why, the key turning points and lessons at each, the specific strategies that made the difference, the results or transformation achieved, and a practical takeaway section for readers who want the same. Tone: authentic, candid, inspiring. Target SEO keyword: my experience with [YOUR TOPIC] or [YOUR TOPIC] journey.

 **Pro Tip:** First-person experience articles build the strongest reader trust and directly demonstrate E-E-A-T first-hand experience — a direct Google ranking factor since its 2023 algorithm update.

**PROMPT 21 | In-Depth Product / Service Review****COPY & PASTE THIS PROMPT:**

Write an honest, balanced 1,500-word review of [PRODUCT or SERVICE or TOOL NAME] for [YOUR TARGET AUDIENCE]. Include: a one-paragraph overview and who it is designed for, a feature-by-feature breakdown, a real-world performance evaluation with specific observations, a pricing and value assessment, five clear pros and five clear cons, a comparison with one main competitor, who it is best for and who should look elsewhere, and a final verdict with a rating out of ten. Tone: honest, expert, trust-building. Target SEO keyword: [PRODUCT NAME] review.

 **Pro Tip:** *Review articles capture readers at peak purchase intent and consistently earn backlinks from comparison sites, affiliate directories, and niche communities regardless of industry.*


**PROMPT 22 | Buyer's Guide****COPY & PASTE THIS PROMPT:**

Write a comprehensive 1,600-word buyer's guide titled How to Choose the Right [PRODUCT or SERVICE or SOLUTION] for [YOUR AUDIENCE]. Include: an intro on why the right choice matters, five to seven key criteria to evaluate before buying each with a detailed explanation, common buying mistakes to avoid, a breakdown of budget, mid-range, and premium tiers, a decision framework based on the reader's situation, and recommended next steps. Tone: consultative, knowledgeable, reader-first. Target SEO keyword: how to choose [PRODUCT] or [TOPIC] buyer's guide.

 **Pro Tip:** *Buyer's guides are the highest-converting content format for commercial niches in any industry. They also attract strong links from review aggregators and industry guide pages.*

**PROMPT 23 | Is It Worth It? Article****COPY & PASTE THIS PROMPT:**


Write an honest and balanced 1,100-word article answering the question: Is [YOUR TOPIC or PRODUCT or APPROACH] Worth It? for [YOUR TARGET AUDIENCE]. Include: a direct one-paragraph answer at the top with clear reasoning, who gets the most value from it and why, who should avoid it and why, a cost versus benefit breakdown, realistic outcomes people can expect, alternatives to consider, and a final verdict. Tone: candid, fair, free of hype. Target SEO keyword: is [YOUR TOPIC] worth it.

 **Pro Tip:** *'Is it worth it' articles attract readers at the final decision stage with very high conversion intent across every niche. Their honest approach builds strong brand authority and trust.*

**PROMPT 24 | Resource Recommendation Page****COPY & PASTE THIS PROMPT:**

Write a curated 1,300-word resource article titled The Best [RESOURCES or TOOLS or


BOOKS or COURSES or WEBSITES] for [YOUR TOPIC] recommended for [YOUR AUDIENCE]. For each recommendation include: its name, a two-sentence description, who it is best suited for, its main advantage, and whether it is free, paid, or freemium. Organise into three to four themed sections. Add an intro on selection criteria and a conclusion on where to start. Tone: genuinely helpful, curator-voice, practical. Target SEO keyword: best [RESOURCE TYPE] for [YOUR TOPIC].

 **Pro Tip:** Resource pages are one of the most linked-to content types in any niche because they save readers research time. Other bloggers link to them frequently as references in their own articles.

## PROMPT 25 | Before & After Transformation Article

### **COPY & PASTE THIS PROMPT:**

Write a compelling 1,200-word transformation article showing the journey from [BEFORE STATE] to [AFTER STATE] using [YOUR TOPIC or METHOD]. Structure it as: a vivid description of the before situation readers will recognise, the moment of decision or turning point, the step-by-step process that drove the change, the specific after outcome with measurable improvements, three key lessons learned, and a practical guide for readers to start their own transformation. Tone: narrative, motivational, concrete. Target SEO keyword: [YOUR TOPIC] results or [YOUR TOPIC] transformation.

 **Pro Tip:** Transformation articles are highly shareable and emotionally engaging in every niche. They attract backlinks from community sites and motivational platforms while building strong reader loyalty.

**PROMPT 26 | Opinion & Point of View Article****COPY & PASTE THIS PROMPT:**

Write a confident, well-argued 1,200-word opinion article making the case that [YOUR BOLD OR CONTRARIAN TAKE ON YOUR TOPIC]. Include: a strong opening hook that immediately states your position, three to four well-reasoned arguments each with evidence or concrete examples, an honest acknowledgement of the strongest counterargument and a clear rebuttal, and a conclusion that challenges readers to reflect or take a specific action. Tone: authoritative, opinionated, intellectually honest. Do not hedge every claim – take a clear stance. Target SEO keyword: [YOUR TOPIC] opinion or why [YOUR BOLD CLAIM].

**Pro Tip:** *Opinion pieces that take a genuine stance generate far more comments, shares, and editorial links than neutral content. They position your site as a thought leader rather than an information aggregator.*

**PROMPT 27 | Future Predictions Article****COPY & PASTE THIS PROMPT:**

Write a thoughtful 1,400-word predictions article titled The Future of [YOUR TOPIC]: What to Expect in the Next [TIMEFRAME] for [YOUR TARGET AUDIENCE]. Make five to seven specific, well-reasoned predictions. For each: state it clearly, explain the current evidence or trend driving it, describe what it will look like when it arrives, and explain what your audience should do now to prepare. Include an intro on why this is an important inflection point and a conclusion with a mindset recommendation. Tone: visionary, credible, practical. Target SEO keyword: future of [YOUR TOPIC] or [YOUR TOPIC] predictions [YEAR].

**Pro Tip:** *Predictions articles are consistently picked up by industry newsletters, trade publications, and LinkedIn communities — generating high-authority editorial backlinks from major domains.*


**PROMPT 28 | Lessons Learned Retrospective****COPY & PASTE THIS PROMPT:**

Write an honest 1,200-word retrospective titled [NUMBER] Things I Wish I Knew Before Starting With [YOUR TOPIC]. For each lesson: name it with a clear subheading, explain the mistake or gap in understanding behind it, describe the real consequence of not knowing it, and share the specific insight that changed things. Tone: candid, self-aware, generous with hard-won knowledge. Write as if advising a past version of yourself. Target SEO keyword: things to know before [YOUR TOPIC] or [YOUR TOPIC] lessons learned.

**Pro Tip:** *Lessons learned articles build enormous reader trust because they feel genuinely honest. They generate high social shares and are frequently linked to from community posts as must-read resources.*

**PROMPT 29 | Expert Q&A Interview Article****COPY & PASTE THIS PROMPT:**


Write a 1,300-word expert Q&A article formatted as an interview on [YOUR TOPIC] with [AN EXPERT TYPE – for example, a ten-year industry veteran or certified specialist]. Include ten questions that go progressively deeper: basics first, advanced strategy next, ending with a bold opinion or future prediction. Write realistic, insightful, conversational answers reflecting genuine deep expertise. Add a brief expert intro and a conclusion with three clear reader takeaways. Tone: conversational, expert, engaging. Target SEO keyword: [YOUR TOPIC] expert advice or [YOUR TOPIC] interview.

 **Pro Tip:** Q&A articles feel more human and trustworthy than standard posts. If a real expert is featured, their own network will often share and link to the article organically.

## PROMPT 30 | Glossary & Terminology Post

### **COPY & PASTE THIS PROMPT:**

Write a comprehensive beginner-friendly glossary titled The Complete [YOUR TOPIC] Glossary: [NUMBER] Terms You Need to Know. Define [NUMBER] essential terms in alphabetical order. For each term: provide a clear plain-English definition of two to four sentences, include a practical example showing the term used in real context, and note any closely related terms. Add an intro on who this glossary is for and a conclusion linking to further learning. Target word count: 1,800 words. Target SEO keyword: [YOUR TOPIC] glossary or [YOUR TOPIC] terminology.


 **Pro Tip:** Glossary posts rank for dozens to hundreds of long-tail keywords simultaneously and consistently attract backlinks from educational content creators who reference them as beginner resources.



## PROMPT 31 | Linkable Asset — Definitive Resource

## COPY &amp; PASTE THIS PROMPT:


Write an exceptionally comprehensive 2,000-word article designed to be the definitive go-to resource titled [YOUR TOPIC]: Everything You Need to Know. Cover every angle: history and background, core concepts, how it works in practice, key benefits, common challenges, tools or resources needed, a step-by-step process guide, expert tips, common questions answered, and future outlook. Structure with clear H2 and H3 subheadings and a table of contents at the top. Make this the most complete, most useful article on [YOUR TOPIC] available anywhere. Target SEO keyword: [YOUR TOPIC] complete guide.

 **Pro Tip:** Linkable assets are content created specifically to earn backlinks at scale. The more comprehensive your resource is, the more other sites will cite it. Aim to make this the Wikipedia of your topic.

## PROMPT 32 | Guest Post Ready Article

## COPY &amp; PASTE THIS PROMPT:


Write a polished, publication-ready 1,200-word guest post on [YOUR TOPIC] suitable for submission to a high-authority blog in [YOUR NICHE]. The article must: provide genuine value to the host blog's audience without being promotional, naturally reference [YOUR WEBSITE TOPIC] as relevant context in one or two places only, use a compelling headline with a number or power word, include H2 subheadings throughout, and end with a strong two-sentence author bio introducing the author as an expert in [YOUR FIELD]. Article angle: [CHOOSE A SPECIFIC PRACTICAL INSIGHT]. Tone: expert, engaging, editorially appropriate.

 **Pro Tip:** Guest posts are the backbone of manual link building. Articles that provide genuine value to the host audience get accepted and published far more often than overtly promotional submissions.

## PROMPT 33 | Skyscraper Content Article

## COPY &amp; PASTE THIS PROMPT:


Write a significantly more comprehensive version of a typical article about [YOUR TOPIC]. Go further than standard articles by: adding deeper detail and nuance to each section, including more specific examples and actionable steps, adding a section on [AN ADVANCED ANGLE most articles miss], incorporating a FAQ that competitors typically omit, using a clean structure with a table of contents, and reaching a minimum of 2,000 words. The explicit goal is to create the single most valuable and complete article on this topic currently available online. Target SEO keyword: [YOUR MAIN KEYWORD].

 **Pro Tip:** Skyscraper content systematically outperforms weaker existing articles in search rankings. Sites linking to competitors on this topic are your best outreach targets once your superior version is published.

## PROMPT 34 | Local / Regional Angle Article

**COPY & PASTE THIS PROMPT:**


Write a 1,200-word article covering [YOUR TOPIC] with a specific focus on [YOUR CITY or REGION or COUNTRY]. Include locally relevant examples, statistics, regulations, cultural nuances, or market conditions specific to [YOUR LOCATION]. Explain how [YOUR TOPIC] works or differs in [YOUR LOCATION] compared to the global picture. Include a section on local resources, organisations, or solutions available specifically in [YOUR LOCATION]. Tone: locally knowledgeable, helpful. Target SEO keyword: [YOUR TOPIC] in [YOUR CITY or REGION or COUNTRY].

 **Pro Tip:** Local-angle content attracts backlinks from regional directories, local news outlets, and location-specific resource pages — and ranks faster due to lower competition than generic keywords.

**PROMPT 35 | Seasonal & Timely Content Article**

**COPY & PASTE THIS PROMPT:**

Write a timely, engaging 1,100-word article connecting [YOUR TOPIC] to [SEASON or UPCOMING EVENT or CURRENT TREND or TIME OF YEAR]. Include: why [YOUR TOPIC] is especially relevant right now, [NUMBER] specific tips or strategies tailored to this exact moment, what your audience should prioritise doing during this [SEASON or PERIOD], and what to plan ahead for next. Create a sense of urgency that makes readers feel this information is valuable right now. Tone: current, relevant, action-oriented. Target SEO keyword: [YOUR TOPIC] for [SEASON or EVENT or TREND].

 **Pro Tip:** Timely content gets shared rapidly on social media when published at the right moment, generating fast backlinks from newsletters, aggregators, and communities before competitors react.

# Quick Reference Index — All 35 Prompts

#	Prompt Title	Category	Best Content Goal
1	Ultimate Pillar Guide	Article Foundations	Authority, Traffic, SEO Rankings
2	Beginner's Introduction Article	Article Foundations	Authority, Traffic, SEO Rankings
3	Step-by-Step How-To Tutorial	Article Foundations	Authority, Traffic, SEO Rankings
4	Definition & Explainer Post	Article Foundations	Authority, Traffic, SEO Rankings
5	Pros and Cons Analysis	Article Foundations	Authority, Traffic, SEO Rankings
6	Top N Resources / Tips / Strategies	Listicles & Comparisons	Backlinks, Shares, Traffic
7	A vs B Comparison Article	Listicles & Comparisons	Backlinks, Shares, Traffic
8	Alternatives Article	Listicles & Comparisons	Backlinks, Shares, Traffic
9	Myth-Busting Article	Listicles & Comparisons	Backlinks, Shares, Traffic
10	Ranked Tier List Article	Listicles & Comparisons	Backlinks, Shares, Traffic
11	Statistics & Data Roundup	Research & Data Content	Editorial Backlinks, E-E-A-T
12	Case Study Article	Research & Data Content	Editorial Backlinks, E-E-A-T
13	Research Summary Article	Research & Data Content	Editorial Backlinks, E-E-A-T
14	Industry Trends Article	Research & Data Content	Editorial Backlinks, E-E-A-T
15	Cost & Pricing Breakdown	Research & Data Content	Editorial Backlinks, E-E-A-T
16	Problem-Solution Article	Audience-Focused Content	Engagement, Trust, Conversions
17	Beginner Mistakes to Avoid	Audience-Focused Content	Engagement, Trust, Conversions
18	Frequently Asked Questions Post	Audience-Focused Content	Engagement, Trust, Conversions
19	Checklist & Action Plan Article	Audience-Focused Content	Engagement, Trust, Conversions
20	Personal Experience & Journey Article	Audience-Focused Content	Engagement, Trust, Conversions
21	In-Depth Product / Service Review	Commercial & Conversion Content	Revenue, High-Intent Links
22	Buyer's Guide	Commercial & Conversion Content	Revenue, High-Intent Links
23	Is It Worth It? Article	Commercial & Conversion Content	Revenue, High-Intent Links
24	Resource Recommendation Page	Commercial & Conversion Content	Revenue, High-Intent Links
25	Before & After Transformation Article	Commercial & Conversion Content	Revenue, High-Intent Links
26	Opinion & Point of View Article	Thought Leadership &	Authority, PR, Editorial Links

		Engagement	
<b>27</b>	Future Predictions Article	Thought Leadership & Engagement	Authority, PR, Editorial Links
<b>28</b>	Lessons Learned Retrospective	Thought Leadership & Engagement	Authority, PR, Editorial Links
<b>29</b>	Expert Q&A Interview Article	Thought Leadership & Engagement	Authority, PR, Editorial Links
<b>30</b>	Glossary & Terminology Post	Thought Leadership & Engagement	Authority, PR, Editorial Links
<b>31</b>	Linkable Asset — Definitive Resource	SEO & Link-Building Power Prompts	Backlinks, Rankings, Domain Authority
<b>32</b>	Guest Post Ready Article	SEO & Link-Building Power Prompts	Backlinks, Rankings, Domain Authority
<b>33</b>	Skyscraper Content Article	SEO & Link-Building Power Prompts	Backlinks, Rankings, Domain Authority
<b>34</b>	Local / Regional Angle Article	SEO & Link-Building Power Prompts	Backlinks, Rankings, Domain Authority
<b>35</b>	Seasonal & Timely Content Article	SEO & Link-Building Power Prompts	Backlinks, Rankings, Domain Authority

### **NextBacklinks — AI Prompt Library**

*All 35 prompts are dynamic and work for any niche. Replace every [PLACEHOLDER] with your specific details for best results.*